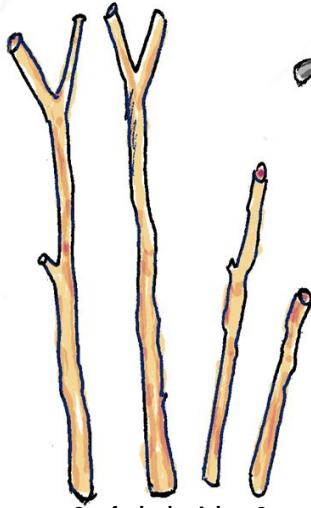


HOW TO BUILD A TIPPY TAP

www.tippytap.org



2m forked sticks x2
1m straight sticks x2




Tools to dig



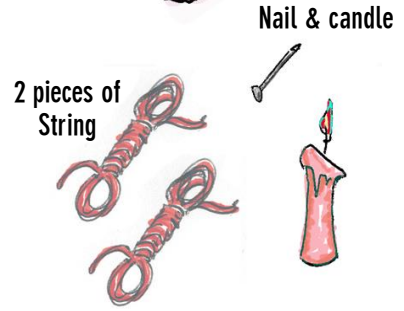
Water container



Soap



Gravel



2 pieces of String

Nail & candle

1. Dig two holes 45cm deep and about 60cm apart



Oil bottom of sticks to prevent termites

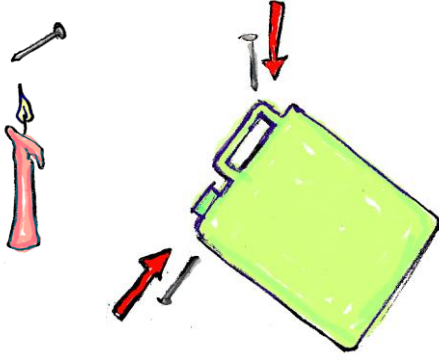
2. Place the forked sticks, ensure they are level




3. Fill holes with soil & rocks, and pack tightly



4. Heat the nail and make holes in the water container



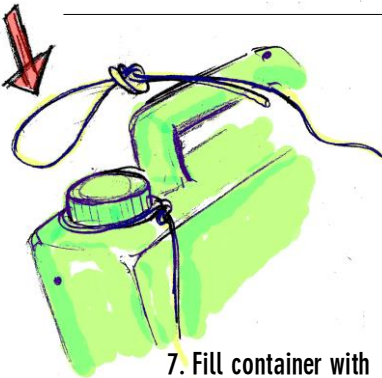
5. Make a hole in the soap and thread string



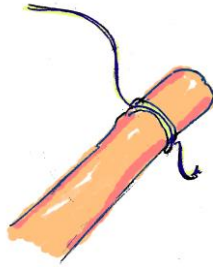
6. Hang container and soap on cross stick and place on supports.



7. Fill container with water and attach string.



8. Attach other end of string to foot lever stick



9. Make gravel basin between sticks to prevent muddy area

